


# Amber™ S | 100

Overlock Machine



## FEATURES AND BENEFITS



### 4/3/2 Thread Capability for 16 Stitches

16 different stitches to sew seams, seam finishes, decorative seams and edges, rolled edges and more.

### Full Access Looper Threading

Both the left and right front covers open to provide complete access to the looper area, making threading super easy.



### Integrated Seam Guide

Adjustable guide to help you sew perfectly straight seams and edges.

### Differential Feed

Perfectly even seams - no stretching or distortion on knits or puckering of finer fabrics. This feature can also be used for gathering.



### Safety Lockout

Prevents the machine from sewing when the front cover is open.

### Pre-Threaded

Already threaded right out of the box for an effortless start to overlock sewing.



### Lay-in and Color Coded Threading


Simple lay-in thread tensions and color coded threading paths makes it easy to thread.

### Adjustable Presser Foot Pressure

Ensures smooth fabric feed for a wide range of fabric thicknesses.

### Adjustable Overedge Cutting Width

Sew neat edges on a wide range of fabric types.



### LED Lighting

Optimal visibility with LED lighting.

### Adjustable Thread Tension

Perfect stitch formation for your thread and technique.

### Adjustable Stitch Length

Set stitch length for various fabrics and techniques.



### Thread Cutter

Convenient built-in thread cutter to trim thread chain.

### 2-Thread Converter

Sew 2-thread seams, seam finishes and hems by simply engaging the 2-thread converter.

### Movable Knife

Disengage the upper knife for specialty overlock techniques.



### Waste Tray


Attachable waste tray for catching fabric trimmings.

### 1,300 Stitches Per Minute

Sew up to 1,300 stitches per minute and save time.

### Universal Standard Presser Foot

Universal Standard Presser Foot comes on the machine.



### Snap-on Presser Feet

Snap-on presser feet for more creative possibilities.

### Built-in Accessory Storage

Store your extra needles, converter, rolled hem stitch finger, and lint brush neatly inside the front cover of your overlock machine.

