


Bambi 2024 Candy Stash

Sat. May 25, June 29, July 27, August 31 9:30

Our Saturday morning sampler is in full swing, but don't be shy about jumping in. This year's project is comprised of easy blocks with large pieces – perfect for beginners to enforce their 1/4" seams, and perfect for advance quilters to use their creativity in fabric choices. This class is a lecture class, so no need to bring your machines. Various rulers and gadgets are introduced to educate you on their effectiveness in each use.

Finished size: Varies.

Kit purchase required.



Blissful


Monday, May 27, June 3 1:00 – 4:00 \$54.00

If you've taken a beginning quilting course, these blocks will be right up your alley! A delightful mosaic of large prints, small tonals, and varying values make this enjoyable to sew. A bit of fussy cutting enhances the overall appearance and offers a varied appearance of blocks to complete the quilt.

Finished Size: 66" x 86"

Kits available.

Pattern included with kit.



Essentials

Wed. May 29 9:30 – 12:30 \$27.00

Start off on the right foot with our pre-beginner's class to quilting. Learn how to handle the fabric, use rulers, manipulate the rotary cutter, and make perfect 1/4" seams to construct the blocks required to make simple quilts. This Essentials is not a project, but does create samples for you to refer to for other upcoming quilts.

This class is a prerequisite to Grade 1 Beginner Quilting.

Faith, Hope, Charity

If you have quilting skills and some time to share, our charity quilt group would be pleased to have you join them. Wednesdays as listed in the calendar.

Finishing School \$15.00 per day

Thursday and Friday as listed in the calendar
 Thursday, Friday, Saturday and Sunday as listed in the calendar
 Join us for a day or a weekend to get some valuable undistracted time to work on your quilt or project and inch towards that end goal of finishing it up! Unfinished projects are not required – you could always start something new!

Fortune Teller

June 29, July 27, August 31 1:00 – 4:00 \$81.00

If you've honed your paper piecing skills and are ready for a bed-size quilt, this is a good starting point. Various segments offer different learning opportunities, and of course, the colour choices are endless!
 Finished size: 80" x 80"
 Kits available. Pattern required



Free Motion Place Mats

Mon. June 10 9:30 – 12:30 \$27.00

A little free motion project with summer in mind is what this class offers! Work on a very simple and small placemat, experimenting with different free motion techniques. The size makes it much easier for you to manipulate and become skilled in the free motion designs you choose.
 Finished size: 12" x 18"

Grade 1 Beginning Quilting

Wed. June 5, 12, 19, 26 9:30 – 12:30 \$108.00

The best way to start a new skill is to start at the beginning. Learn how to square up your sub-blocks, improve your sewing, pressing, and cutting techniques, and how to be confident in your abilities. Progress in your skills as you perfect your sewing and cutting techniques. Grade 1 is a prerequisite to all our other quilting classes. If you know nothing or are self-taught, take the refresher to learn the new techniques!

Essential Quilting Foundation skills class is a prerequisite to Grade 1.
 Finished size: 45" x 45". Pattern required. Kits available.




Grade 2 Log Cabin

Wed. July 3, 24 9:30 – 12:30 \$54.00

Some traditions live on, and this couldn't be truer than this simple strip pieced quilt. Further your design skills by rotating the blocks to achieve different looks and gain knowledge on how to create mitred corners and curved borders. Learn how to power sew the units, while enforcing your seaming skills.


Essential Quilting Foundations Skills class is a prerequisite.
Book required. Kits available. Sizes vary.



Grade 3 Beginner Appliqué

Fri. June 7, 14 1:00 – 4:00 \$54.00

Adding the dimension of appliqué to your fabrics can be daunting without some guidance and stitch understanding. Take this beginner class to build a base of knowledge about the character of appliqué and discover the tricks of how to achieve smooth corners, great coverage and unique edges. Take this opportunity to learn another ability of your machine when combined with beautiful threads and your imagination. Pattern required. Kits available.



Grade 7 Ripples Beginner Paper Piecing

Sat. June 15, 22 1:00 – 4:00 \$54.00

A beginner project awaits those of you who are new to paper piecing or those who would like a refresher course. Let us help you get started on the right track to this technique that allows you achieve exact corners.

Finished Size: Placemat: 14 1/2" x 20"

Table Runner 16" x 38 1/2"

Pattern required. Kits available.

Jangles Anchor Bag

Sat. June 15 9:30 – 3:30 \$54.00

This stylish handbag constructed of cork and a coordinating fabric is definitely arm candy! Take The Jangles Anchor Bag to the office or out and about every day. Make one for every season, or one for a friend!

Dimensions: 11" W x 10" H x 5" D.
Pattern required. Hardware available.



Poinsettia Appliqué

Fri. May 24 9:30 – 12:30 \$27.00

You know you won't be ready for Christmas if you wait another moment, so now is the time to get started on this easy appliquéd wall hanging. If you've done Grade 3 Beginner Appliqué, this one could work for you. Many of the pieces are large and suitable to medium sized decorative stitches, the curved vines are the perfect opportunity to practice pivoting and the small circles can be achieved with a simple blanket stitch. Finished size 44" x 44"

Pattern required. Kits available.

Sew Together Bag

Fri. May 31 9:30 – 12:30 \$27.00

Some of us are happy to be bag ladies and this little guy is one of the reasons why! Three separate zippered components give you ample space for marking pencils, tape measures, needles, seam rippers, and presser feet. Or if you're making a bag for a little one, it's ideal for crayons, hair barrettes, elastics, and a little notebook. On the other hand, keep one in the car for when you're on the road to store a candle, bandaids, kleenex, matches, and a tire gauge. Construction is simple but requires some time. We doubt that you'll make just one!

Pattern required. Kits available.



Sling Along Backpack

Sat. June 22 9:30 – 1:30 \$36.00

Rarely does someone walk past this bag in the store without picking it up! Handy to take shopping, on a hike, or for a sleep over, it's quilted, has numerous hardware components, and a couple of zippers... all good learning opportunities. Pattern required.

Victoria's Quilts

Tues. May 28, June 25 9:30 – 2:00

Victoria Quilts donates quilts to those in the midst of cancer treatments. If you're a skilled quilter interested in lending your time and ability to our charity quilt group, contact us and we'll forward your info.



Vintage Mail Machine Embroidery

Sat. Sun, June 1, 2 9:30 – 3:30 \$108.00

Like a labyrinth for quilters, this project takes you on a slightly charted journey. Choose the designs you want to use (anything works!) and plot them into place in this multi-sized block wall hanging. We've combined several design collections for our store samples, but the choice is entirely yours. All the instruction will on the first day, come back to work on it on the second day. Hoop size 8" x 14" works best, but other sizes are workable. Kits available. Pattern required.

